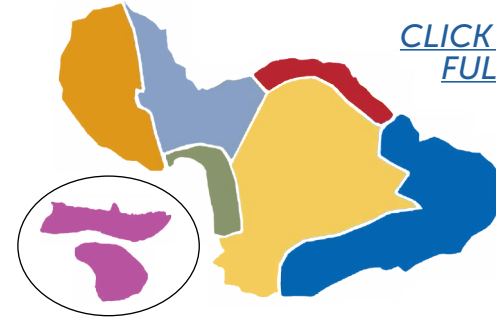
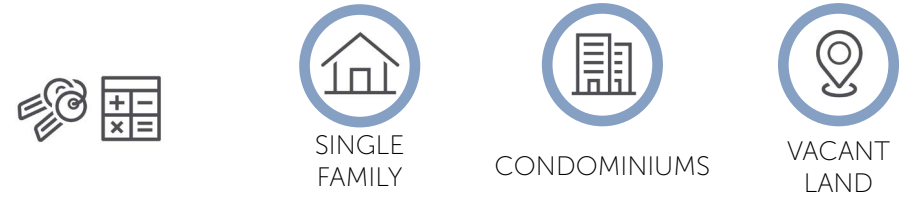


[CLICK HERE FOR THE FULL RAM REPORT](#)



	SINGLE FAMILY		CONDOMINIUM		VACANT LAND	
	Sales	Median \$	Sales	Median \$	Sales	Median \$
CENTRAL						
Central	34	\$550,750	25	\$415,000	-	-
Kahakuloa	1	\$1,083,500	-	-	-	-
NORTH SHORE						
Sprecklesville/Paia/Kuau	2	\$593,250	-	-	-	-
Haiku	3	\$855,000	-	-	-	-
EAST MAUI						
Hana	-	-	-	-	-	-
Kaupo	-	-	-	-	-	-
Keanae	-	-	-	-	-	-
Kipahulu	-	-	-	-	-	-
Nahiku	-	-	-	-	-	-
UPCOUNTRY						
Kula/Ulupalakua/Kanaio	6	\$869,250	-	-	-	-
Makawao/Olinda/Haliimaile	6	\$529,500	-	-	1	\$185,000
Pukalani	4	\$745,500	1	\$639,500	3	\$295,850
SOUTH SHORE						
Kihei	11	\$640,000	40	\$325,000	-	-
Maalaea	-	-	4	\$577,500	-	-
Maui Meadows	3	\$920,000	-	-	-	-
Wailea/Makena	2	2,800,000	5	\$675,000	-	-
WEST MAUI						
Honokohau	-	-	-	-	-	-
Kaanapali	2	\$1,127,500	6	\$875,000	1	\$680,000
Kapalua	-	-	2	\$857,500	3	\$795,000
Lahaina	7	\$888,000	6	\$527,500	1	\$435,000
Napili/Kahana/Honokowai	5	\$950,000	21	\$315,000	-	-
Olowalu	1	\$5,100,000	-	-	-	-
LANAI & MOLOKAI						
Lanai	4	\$435,000	-	-	-	-
Molokai	-	-	1	\$55,000	1	\$189,000



MEDIAN SALES PRICE	2016	\$635,000 ▲	\$380,000 ▼	\$377,065 ▼
	2015	\$550,000	\$475,000	\$520,000

CLOSED SALES	2016	91 ▲	111 ▲	10 ▲
	2015	72	74	9

DAYS ON MARKET	2016	107 ▲	116 ▼	152 ▼
	2015	106	129	275

VOLUME SALES	2016	\$102,462,353 ▲	\$50,610,326 ▲	\$5,089,980 ▼
	2015	\$54,876,344	\$47,601,004	\$12,947,000

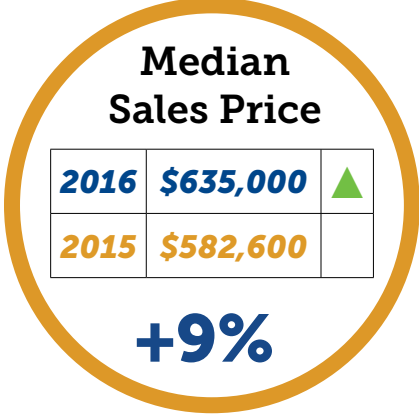
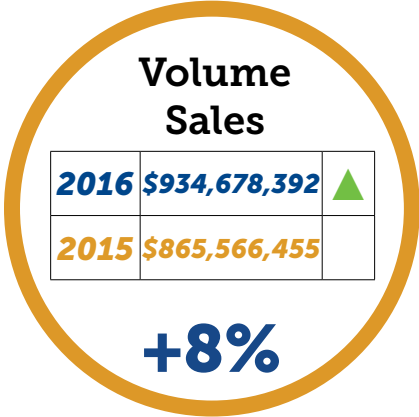
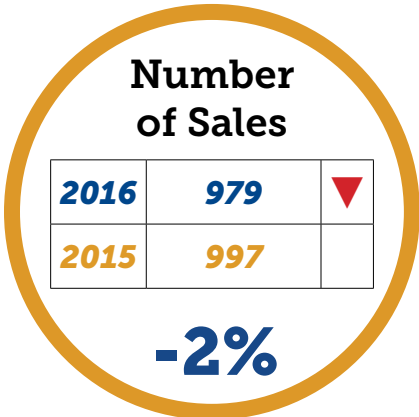
*All information taken from Realtors Association of Maui. MLS Sales Data information shown herein, while not guaranteed, is derived from sources deemed reliable. Old Republic Title is providing this information as a free customer service and makes no warranties or representations as to its accuracy.

Jeannie Kong REALTOR®(S) 68054
 direct line: 808-276-1832
 email: Jeannie@JeannieKong.com
 www.LivingOnMaui.com
 Maui Real Estate Advisors LLC
 161 Wailea Ike Place A-102
 Wailea, Maui, HI 96753



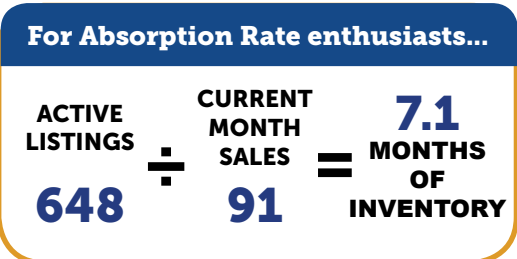
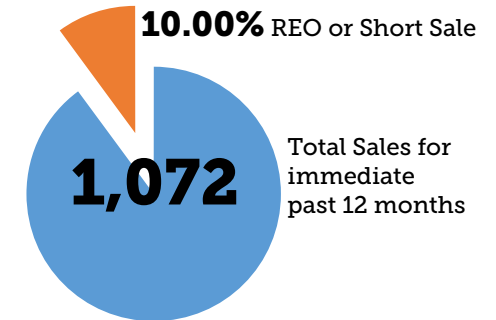
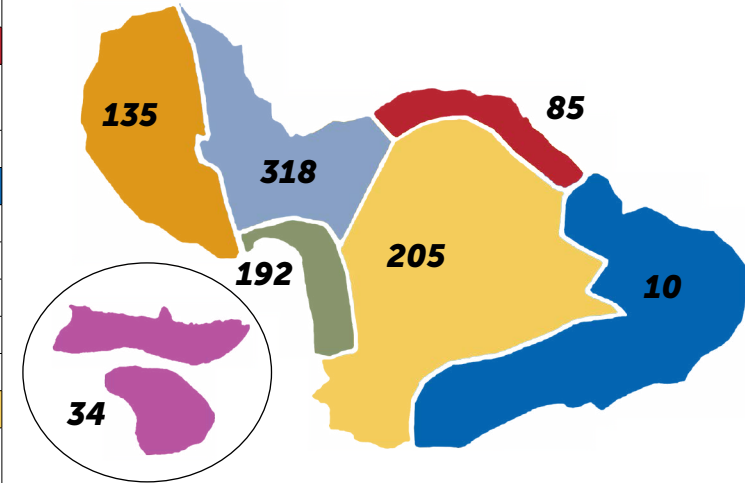


SINGLE FAMILY



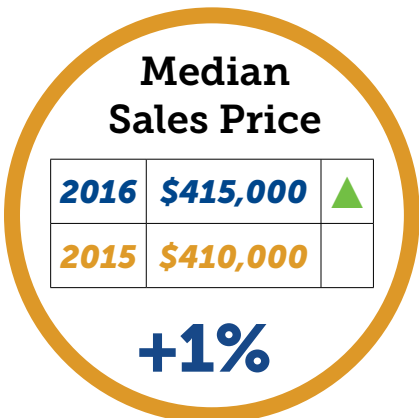
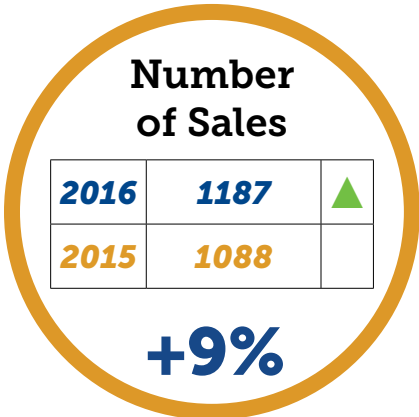
	Sales	1YR CHANGE	Volume \$	1YR CHANGE	Median \$	1YR CHANGE
CENTRAL						
Central	316	-12%	\$184,227,401	-3%	\$559,000	10%
Kahakuloa	2	100%	\$1,883,500	187%	\$941,750	44%
NORTH SHORE						
Sprecklesville/Paia/Kuau	25	14%	\$48,435,000	141%	\$748,000	19%
Haiku	60	-25%	\$55,005,249	-28%	\$841,500	20%
EAST MAUI						
Hana	8	0%	\$7,733,000	7%	\$542,500	-9%
Kaupo	1	N/A	\$1,300,000	N/A	\$1,300,000	N/A
Keanae	-	-	-	-	-	-
Kipahulu	-	-	-	-	-	-
Nahiku	1	-50%	\$575,000	-9%	\$575,000	82%
UPCOUNTRY						
Kula/Ulupalakua/Kanaio	77	-13%	\$80,049,100	0%	\$720,000	-1%
Makawao/Olinda/Haliimaile	69	28%	\$45,204,950	25%	\$559,000	6%
Pukalani	59	-2%	\$38,258,309	-6%	\$615,000	-1%
SOUTH SHORE						
Kihei	147	11%	\$126,531,468	7%	\$626,000	4%
Maalaea	-	-	-	-	-	-
Maui Meadows	24	14%	\$29,156,550	17%	\$1,240,000	21%
Wailea/Makena	21	-19%	\$80,267,000	-24%	\$3,112,500	52%
WEST MAUI						
Honokohau	-	-	-	-	-	-
Kaanapali	20	-9%	\$37,250,577	-17%	\$1,650,000	-8%
Kapalua	12	20%	\$46,290,000	54%	\$2,612,500	-8%
Lahaina	64	42%	\$86,488,274	85%	\$766,500	12%
Napili/Kahana/Honokowai	36	29%	\$41,747,515	69%	\$892,500	1%
Olowalu	3	0%	\$8,050,000	130%	\$1,700,000	15%
LANAI & MOLOKAI						
Lanai	18	38%	\$8,152,500	9%	\$435,000	13%
Molokai	16	-20%	\$8,072,999	-13%	\$405,000	63%

Total Sales by Region



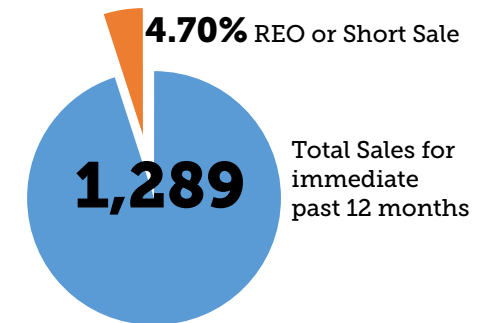
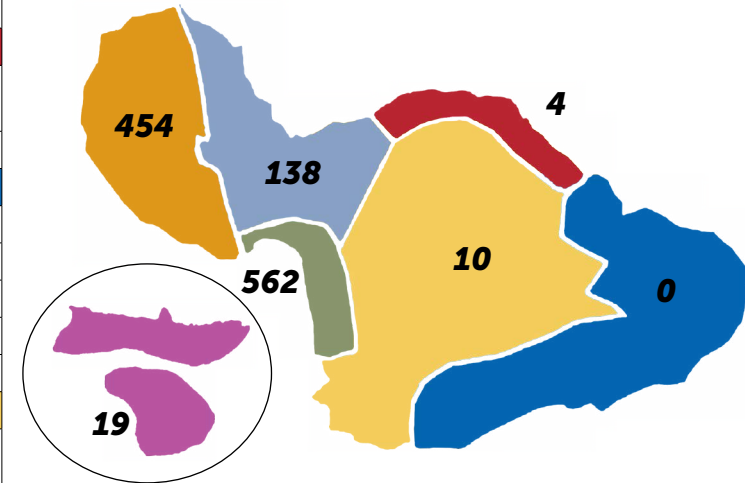


CONDOMINIUM



	Sales	1YR CHANGE	Volume \$	1YR CHANGE	Median \$	1YR CHANGE
CENTRAL						
Central	138	14%	\$49,842,086	28%	\$335,500	7%
Kahakuloa	-	-	-	-	-	-
NORTH SHORE						
Sprecklesville/Paia/Kuau	4	100%	\$3,623,000	79%	\$321,500	-68%
Haiku	-	-	-	-	-	-
EAST MAUI						
Hana	-	-	-	-	-	-
Kaupo	-	-	-	-	-	-
Keanae	-	-	-	-	-	-
Kipahulu	-	-	-	-	-	-
Nahiku	-	-	-	-	-	-
UPCOUNTRY						
Kula/Utupalakua/Kanaio	-	-	-	-	-	-
Makawao/Olinda/Haliimaile	-	-	-	-	-	-
Pukalani	10	400%	\$5,131,638	343%	\$507,500	-12%
SOUTH SHORE						
Kihei	415	5%	\$175,018,001	9%	\$335,000	0%
Maalaea	51	34%	\$21,393,264	53%	\$399,000	16%
Maui Meadows	-	-	-	-	-	-
Wailea/Makena	96	-6%	\$134,555,400	-13%	\$1,043,500	3%
WEST MAUI						
Honokohau	-	-	-	-	-	-
Kaanapali	110	16%	\$135,245,509	10%	\$972,500	-12%
Kapalua	31	-16%	\$63,644,384	-10%	\$965,000	-4%
Lahaina	69	-29%	\$32,825,455	-22%	\$480,000	8%
Napili/Kahana/Honokowai	244	36%	\$106,677,224	31%	\$407,500	2%
Olowalu	-	-	-	-	-	-
LANAI & MOLOKAI						
Lanai	4	33%	\$4,170,000	6%	\$770,000	-57%
Molokai	15	-6%	\$2,658,000	64%	\$170,000	81%

Total Sales by Region



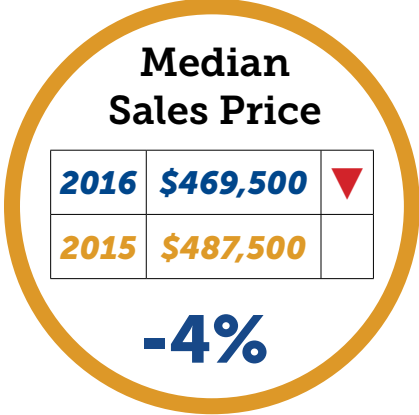


For Absorption Rate enthusiasts...

ACTIVE LISTINGS \div CURRENT MONTH SALES = **8.7** MONTHS OF INVENTORY

961 \div **97** = **8.7** MONTHS OF INVENTORY

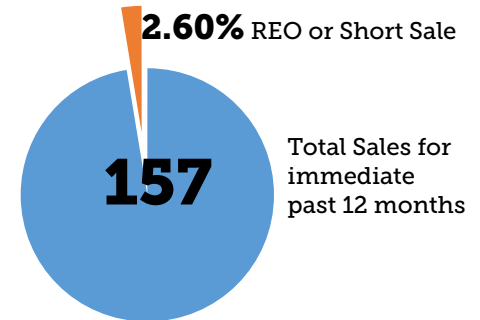
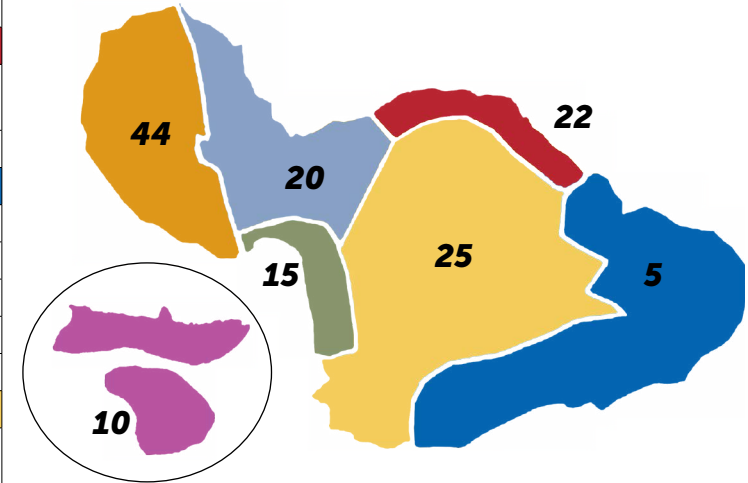


VACANT LAND



	Sales	1YR CHANGE	Volume \$	1YR CHANGE	Median \$	1YR CHANGE
CENTRAL						
Central	15	-21%	\$4,596,500	-42%	\$300,000	11%
Kahakuloa	5	400%	\$1,607,000	326%	\$345,000	-8%
NORTH SHORE						
Sprecklesville/Paia/Kuau	1	N/A	\$2,950,000	N/A	\$2,950,000	N/A
Haiku	21	5%	\$18,165,500	57%	\$535,000	22%
EAST MAUI						
Hana	2	-33%	\$435,000	-51%	\$217,500	-30%
Kaupo	-	-100%	-	-100%	-	-100%
Keanae	-	-	-	-	-	-
Kipahulu	2	N/A	\$1,185,000	N/A	\$592,500	N/A
Nahiku	1	N/A	\$265,000	N/A	\$265,000	N/A
UPCOUNTRY						
Kula/Utupalakua/Kanaio	12	-29%	\$7,484,000	-13%	\$554,500	13%
Makawao/Olinda/Haliimaile	7	40%	\$2,366,111	-34%	\$185,000	-35%
Pukalani	6	100%	\$1,953,010	-20%	\$307,490	-44%
SOUTH SHORE						
Kihei	12	-8%	\$8,102,000	13%	\$454,750	-7%
Maalaea	-	-	-	-	-	-
Maui Meadows	1	0%	\$625,000	0%	\$625,000	0%
Wailea/Makena	2	-83%	\$2,025,000	-97%	\$1,012,500	-78%
WEST MAUI						
Honokohau	-	-100%	-	-100%	-	-100%
Kaanapali	16	14%	\$10,851,625	16%	\$717,625	12%
Kapalua	7	250%	\$7,570,000	28%	\$925,000	-69%
Lahaina	17	70%	\$19,113,560	210%	\$999,999	97%
Napili/Kahana/Honokowai	1	0%	\$415,000	-57%	\$415,000	-57%
Olowalu	3	50%	\$2,194,000	25%	\$699,000	-20%
LANAI & MOLOKAI						
Lanai	-	-100%	-	-100%	-	-100%
Molokai	10	0%	\$1,661,300	106%	\$162,500	257%

Total Sales by Region



For Absorption Rate enthusiasts...

$$\frac{\text{ACTIVE LISTINGS } 387}{\text{CURRENT MONTH SALES } 10} = \text{MONTHS OF INVENTORY } 38.7$$